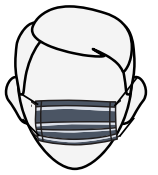


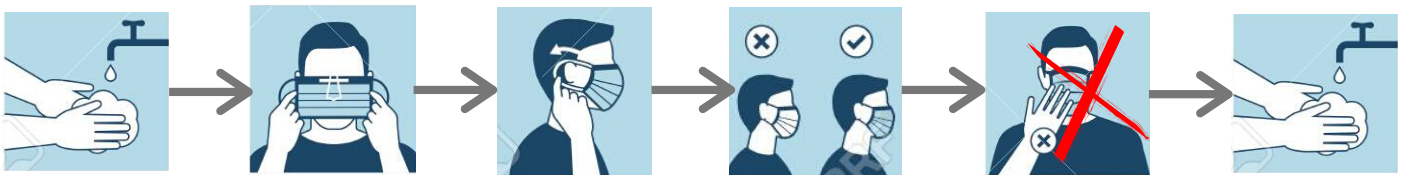
HOW TO PROPERLY USE MASKS



People who have the virus do not always have symptoms and can spread the virus. A mask will not keep you from getting the virus but will help prevent you from spreading it. Beginning immediately, wearing a mask while in the plant is a requirement. Put your mask on before coming into the plant.

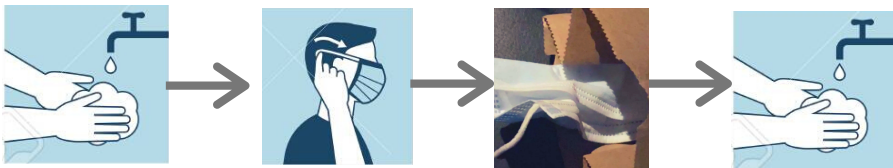
To put your mask on before your shift or after your break:

1. Perform hand hygiene (Wash hands for 30 seconds or use hand sanitizer)
2. Remove your mask from your brown paper bag by the ear loop only. Avoid touching the inside and outside of the actual mask.
3. Place your mask on with the blue side facing out, by placing the ear loop over each ear.
4. Perform hand hygiene (Wash hands for 30 seconds or use hand sanitizer)



To remove your mask before your break or after your shift:

1. Perform hand hygiene (Wash hands for 30 seconds or use hand sanitizer)
2. Remove the mask by holding the ear loops, slowly and carefully. Avoid touching the inside and outside of the actual mask.
3. Place the mask in your brown paper bag and fold it over.
4. Perform hand hygiene (Wash hands for 30 seconds or use hand sanitizer)



Bring your mask to work with you every day. There are not enough masks at this time to provide you with one each time you come to work. If you do not have a mask or some sort of appropriate face covering you will not be permitted to work. If you have your own mask, please get it approved by our OSH team.

Contact: Stephanie Flannery or Teri Baker